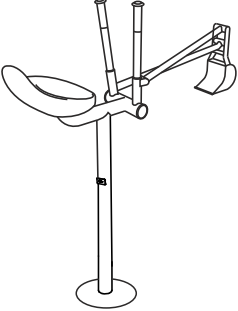
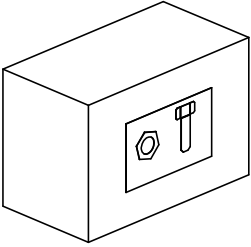


2035N

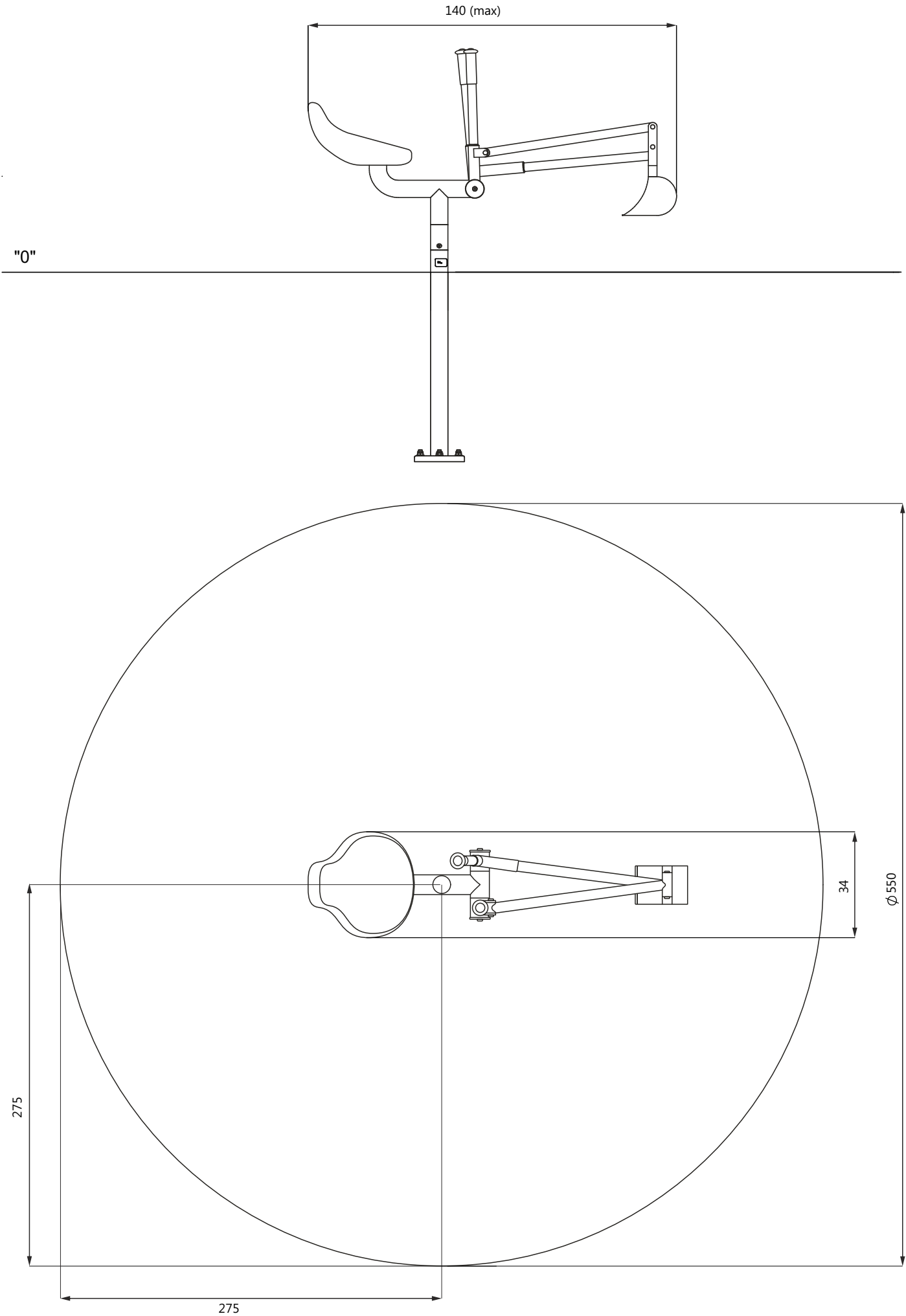
2035

| NR | ELEMENT | 2035N | |
|----|---|-------|--|
| E1 |  | 1 | |
| E2 |  | 1 | |
| | | | |
| | | | |
| | | | |
| | | | |

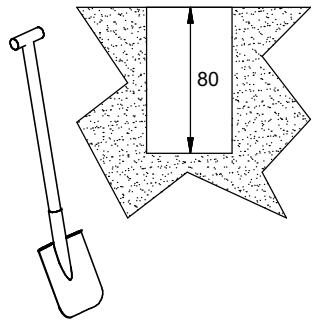
| | | | | | |
|--|--|--|--|-------|--|
|  | | | | 2035N | |
|--|--|--|--|-------|--|


| Nr | Element | DIN | ELEMENT | Σ | |
|----|------------------|-----|---------|----------|--|
| 37 | <div>nr...</div> | - | BPE_1 | 1 | |

2035N




2035N





B25 0,2³m



min. 48h

